

Scaled data based on original data using
LM-79-08 Approved Method: Electrical and Photometric Measurements of Solid-
State Lighting Products

Test Report Prepared for
Cooper Lighting Solutions
(formerly Eaton)

Brand: INVUE

Report Number: P401640

Luminaire Tested: **ENV-SA1E-730-U-T2**

Issue Date: 5/20/2020

Test Information

Test Method: LM-79-08
Report Number: P401640
TEST IS SCALED FROM IESNA LM-79-08 TEST DATA (G1-2004-754-11)
Test Lab: INNOVATION CENTER
Issue Date: 5/20/2020
Manufacturer: COOPER LIGHTING SOLUTIONS (FORMERLY EATON)
Product Line: INVUE
Catalog Number: ENV-SA1E-730-U-T2
Description: ENTRI LED LUMINAIRE
(1) 70 CRI, 3000K, 1050mA LIGHTSQUARE WITH 16 LEDS AND TYPE II OPTICS
Light Source: -
Ballast/Driver: ELECTRONIC DRIVER

Summary

Lumens per Lamp: N/A
Luminaire Lumens: 6376 lumens
Efficiency: N/A
Efficacy: 111.5 lumens/watt
Luminous Opening: Rectangular (W 0.5' x L: 0.5' x H: 0')
IES Classification: Type III - Medium - Non-Cutoff
BUG Rating: B1 - U0 - G2

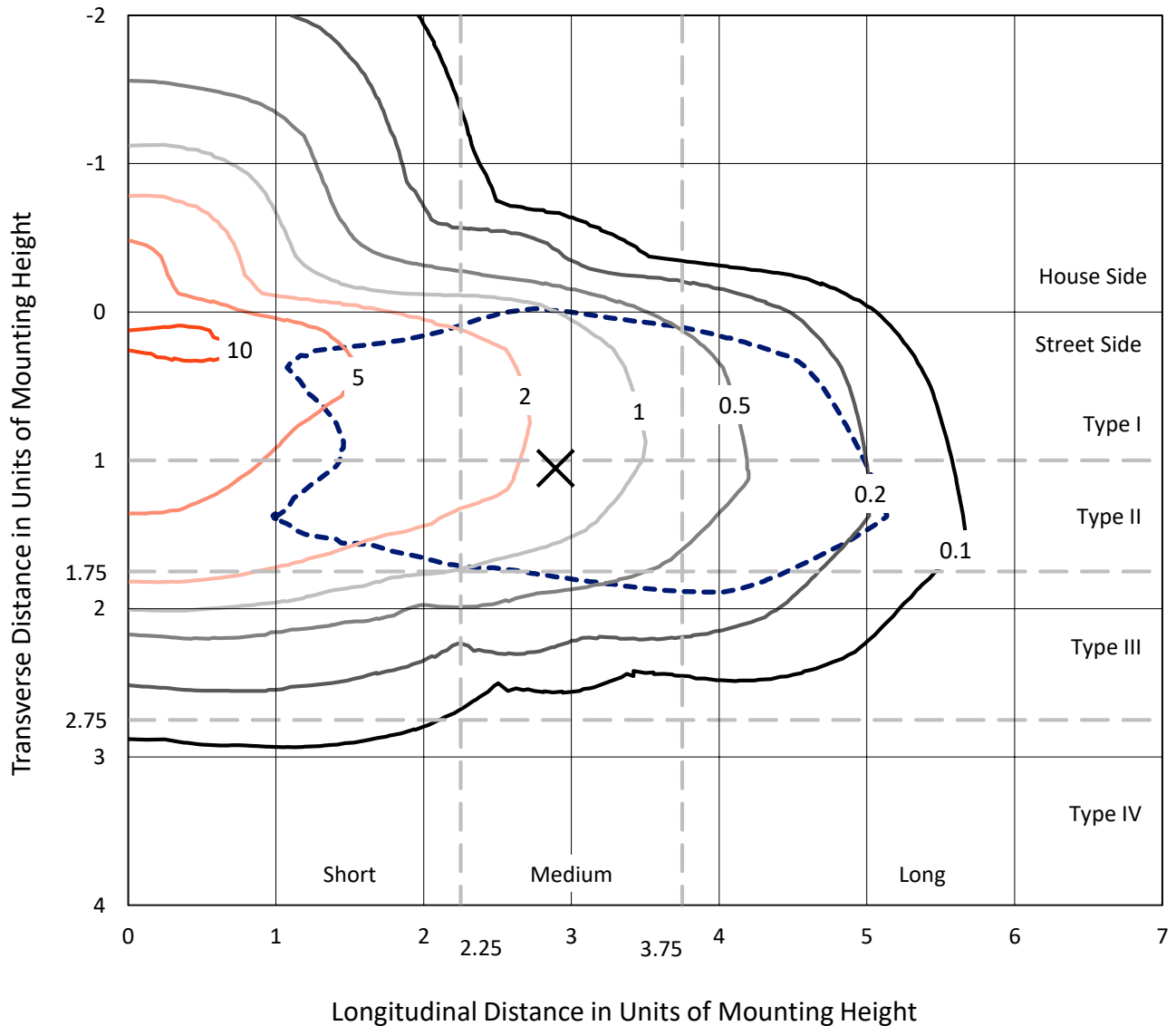
Input Watts (W): 57.2
Input Voltage (V): NR
Input Current (Ain): NR
Voltage Rise (V): NR
Power Factor: NR
Total Harmonic Distortion (THDi): NR
Frequency (hertz): 60
Stabilization Time: NR
Operation Time: NR
Ambient Temperature (°C): NR
Test Distance: 25 FT



REPORT NUMBER: P401640
 CATALOG NUMBER: ENV-SA1E-730-U-T2

Iso-Footcandle Lines of Horizontal Illumination

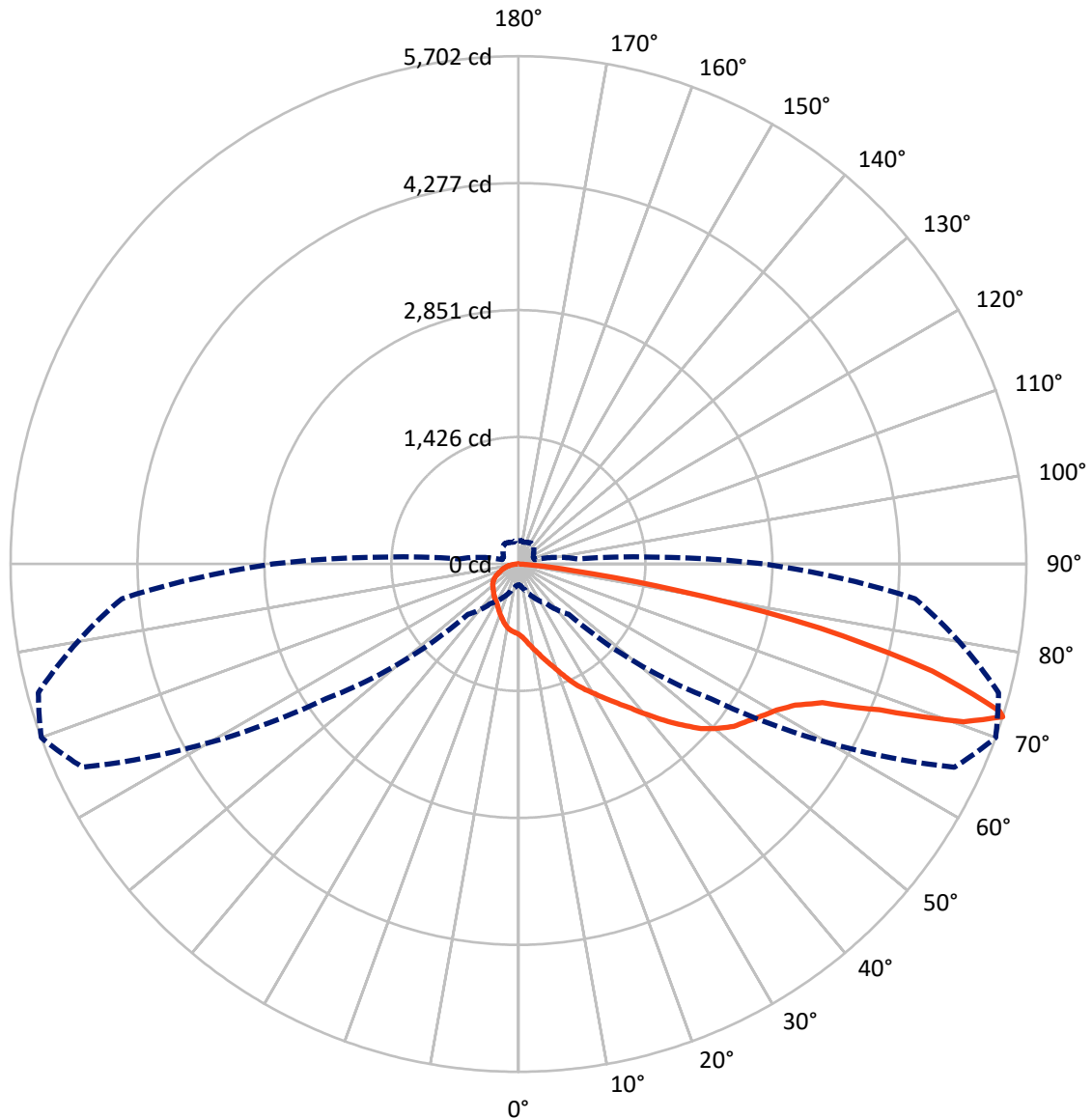
× Max cd
 - - - 1/2 Max cd



Based on 10 foot mounting height. Maximum calculated value = 11 fc
 Type III - Medium - Non-Cutoff

REPORT NUMBER: P401640
CATALOG NUMBER: ENV-SA1E-730-U-T2

Luminous Intensity Polar Plot



— Vertical Plane Through 70-Deg Lateral - - - Horizontal Cone Through 72-Deg Vertical

REPORT NUMBER: P401640

CATALOG NUMBER: ENV-SA1E-730-U-T2

FLUX DISTRIBUTION:

		Downward	Upward	Total
House Side	Lumens	1184.7	0.0	1184.7
	% Fixture	18.6	0.0	18.6
Street Side	Lumens	5191.3	0.0	5191.3
	% Fixture	81.4	0.0	81.4
Total	Lumens	6376.0	0.0	6376.0
	% Fixture	100.0	0.0	100.0

Coefficient of Utilization

ZONAL LUMENS:

Zone	Lumens	% Fixture
0°-10°	79.4	1.2
10°-20°	254.6	4.0
20°-30°	450.9	7.1
30°-40°	670.4	10.5
40°-50°	972.6	15.3
50°-60°	1328.7	20.8
60°-70°	1454.8	22.8
70°-80°	1034.7	16.2
80°-90°	129.9	2.0
90°-100°	0.0	0.0
100°-110°	0.0	0.0
110°-120°	0.0	0.0
120°-130°	0.0	0.0
130°-140°	0.0	0.0
140°-150°	0.0	0.0
150°-160°	0.0	0.0
160°-170°	0.0	0.0
170°-180°	0.0	0.0
0°-90°	6376.0	100.0
0°-180°	6376.0	100.0



REPORT NUMBER: P401640

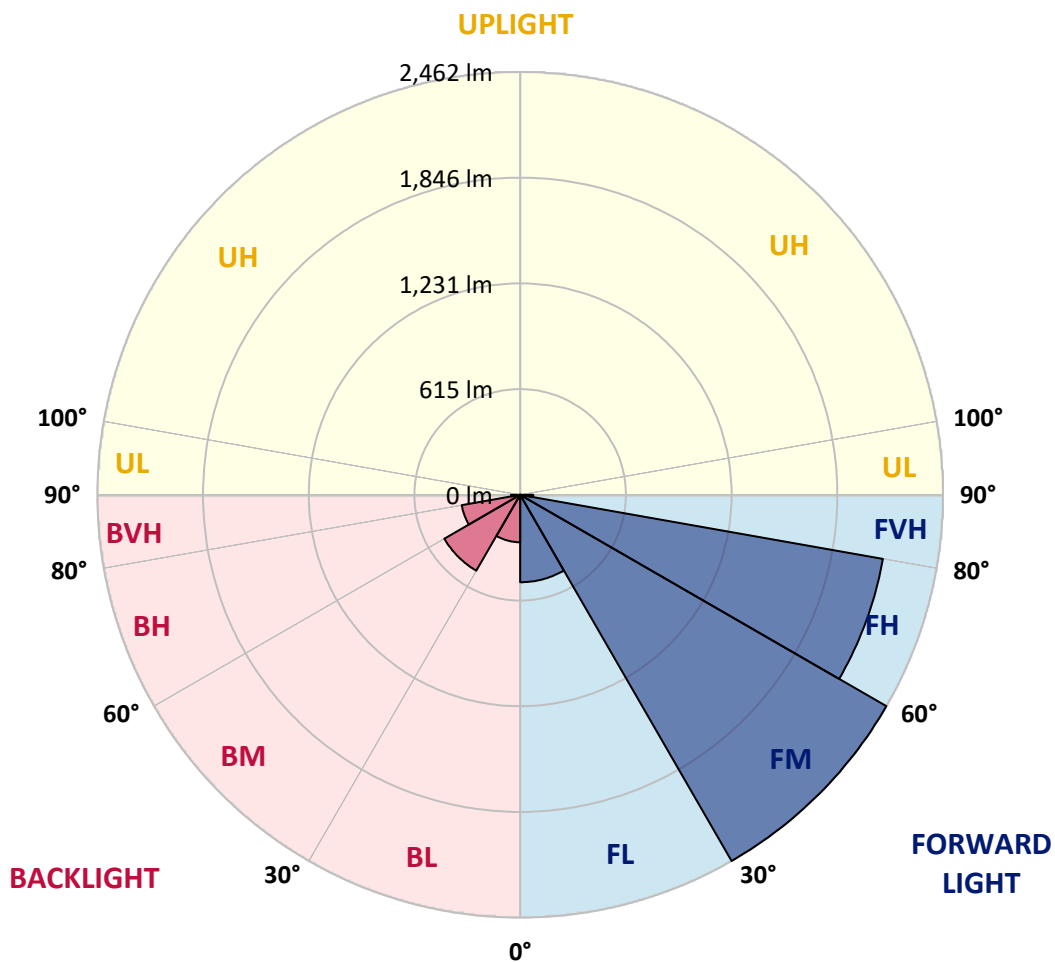
CATALOG NUMBER: ENV-SA1E-730-U-T2

LUMINAIRE CLASSIFICATION SYSTEM LUMEN TABLE AND BUG RATING:

Zone		Lumens	% Fixture	Zone Rating/Lumen Limit		
				B	U	G
FL	(0°-30°)	508.9	8.0			
FM	(30°-60°)	2461.5	38.6			
FH	(60°-80°)	2144.1	33.6			G2/5000
FVH	(80°-90°)	76.7	1.2			G1/100
BL	(0°-30°)	276.1	4.3	B1/500		
BM	(30°-60°)	510.1	8.0	B1/1000		
BH	(60°-80°)	345.4	5.4	B1/500		G1/500
BVH	(80°-90°)	53.2	0.8			G1/100
UL	(90°-100°)	0.0	0.0		U0/0	
UH	(100°-180°)	0.0	0.0		U0/0	

BUG Rating: B1-U0-G2

Type III Medium





REPORT NUMBER: P401640

CATALOG NUMBER: ENV-SA1E-730-U-T2

CANDELA DISTRIBUTION (FULL):

	0°	5°	15°	25°	35°	45°	55°	65°	70°	75°	85°
0°	789.6	789.6	789.6	789.6	789.6	789.6	789.6	789.6	789.6	789.6	789.6
2.5°	878.0	873.4	874.3	866.1	861.6	850.6	838.8	826.1	819.7	815.1	799.6
5°	963.6	963.6	967.2	960.8	943.5	925.3	904.4	876.1	864.3	847.9	816.9
7.5°	1034.6	1036.4	1036.4	1034.6	1019.1	999.1	971.8	937.2	918.0	894.4	846.1
10°	1071.0	1075.6	1079.2	1082.0	1080.2	1068.3	1037.3	1001.8	975.4	944.4	879.8
12.5°	1089.3	1091.1	1097.5	1111.1	1122.0	1131.2	1108.4	1066.5	1040.1	1002.7	916.2
15°	1109.3	1109.3	1115.7	1133.0	1153.9	1178.5	1175.8	1143.0	1114.8	1068.3	962.7
17.5°	1122.0	1125.7	1137.5	1155.7	1184.9	1225.9	1246.8	1228.6	1192.2	1143.0	1012.8
20°	1114.8	1117.5	1141.2	1176.7	1214.0	1266.9	1319.7	1319.7	1285.1	1228.6	1068.3
22.5°	1128.4	1133.0	1149.4	1183.1	1234.1	1302.4	1388.9	1419.0	1388.9	1327.0	1133.0
25°	1181.2	1179.4	1193.1	1206.7	1250.5	1335.2	1448.1	1525.5	1498.2	1429.9	1195.8
27.5°	1257.7	1257.7	1265.0	1264.1	1279.6	1362.5	1500.0	1619.3	1596.5	1514.6	1247.7
30°	1346.1	1347.9	1346.1	1345.2	1342.4	1399.8	1546.5	1703.1	1691.3	1610.2	1295.1
32.5°	1453.6	1458.1	1450.8	1432.6	1421.7	1453.6	1585.6	1796.9	1800.6	1704.9	1341.5
35°	1588.4	1595.6	1568.3	1541.9	1514.6	1529.2	1631.2	1885.3	1921.7	1812.4	1398.0
37.5°	1723.1	1735.0	1730.4	1659.4	1621.1	1620.2	1698.6	1995.5	2056.5	1952.7	1478.2
40°	1837.0	1847.0	1852.5	1787.8	1735.0	1733.2	1797.8	2110.2	2222.2	2113.9	1572.9
42.5°	1912.6	1921.7	1938.1	1899.8	1850.6	1873.4	1907.1	2224.1	2400.7	2310.6	1689.4
45°	1994.5	2001.8	2011.9	1990.0	1964.5	2030.1	2045.5	2350.7	2579.2	2521.9	1826.1
47.5°	2082.0	2089.3	2094.7	2078.3	2069.2	2161.2	2181.3	2480.0	2759.6	2740.5	1959.0
50°	2178.5	2181.3	2186.7	2178.5	2181.3	2280.5	2293.3	2593.8	2902.6	2968.1	2097.5
52.5°	2344.3	2347.9	2349.7	2310.6	2296.9	2356.1	2383.4	2715.0	3028.3	3157.6	2219.5
55°	2475.4	2488.2	2545.6	2520.1	2487.3	2409.9	2458.1	2812.4	3117.5	3334.3	2347.0
57.5°	2368.0	2397.1	2540.1	2660.3	2752.3	2567.4	2546.5	2912.6	3220.4	3486.4	2495.5
60°	2055.6	2098.4	2306.0	2556.5	2854.3	2929.0	2727.7	3037.4	3332.4	3644.8	2654.8
62.5°	1425.3	1469.0	1755.9	2155.8	2682.2	3135.7	3224.1	3258.7	3488.2	3806.9	2862.5
65°	683.1	727.7	964.5	1386.2	2118.4	3002.7	3802.4	3717.7	3750.5	4012.8	3168.5
67.5°	434.4	458.1	551.0	755.0	1232.2	2338.8	4010.0	4632.1	4371.6	4487.3	3777.8
70°	317.9	323.3	403.5	522.8	731.3	1366.1	3541.0	5507.3	5303.3	5290.6	4512.8
72°	235.0	244.1	306.0	417.1	541.0	798.7	2634.8	5400.8	5702.2	5581.1	4469.1
72.5°	221.3	228.6	282.3	394.4	510.9	701.3	2360.7	5276.9	5653.0	5589.3	4385.3
75°	161.2	166.7	193.1	280.5	395.3	406.2	1260.5	4050.1	4800.6	5336.1	3975.4
77.5°	111.1	114.8	128.4	172.1	270.5	275.0	534.6	2765.0	3464.5	4266.9	3057.4
80°	67.4	69.2	77.4	93.8	172.1	163.0	220.4	1445.4	1807.8	2319.7	1418.0
82.5°	28.2	29.1	33.7	37.3	72.9	77.4	89.3	471.8	598.4	725.0	408.9
85°	0.0	0.0	0.9	0.9	1.8	8.2	12.8	58.3	88.3	105.6	73.8
87.5°	0.0	0.0	0.9	0.9	0.9	1.8	1.8	2.7	3.6	3.6	5.5
90°	0.0	0.0	0.0	0.0	0.0	0.0	0.0	0.0	0.0	0.0	0.0



REPORT NUMBER: P401640

CATALOG NUMBER: ENV-SA1E-730-U-T2

CANDELA DISTRIBUTION (continued):

	90°	95°	105°	115°	125°	135°	145°	155°	165°	175°	180°
0°	789.6	789.6	789.6	789.6	789.6	789.6	789.6	789.6	789.6	789.6	789.6
2.5°	792.4	788.7	777.8	768.7	761.4	749.5	748.6	739.5	739.5	736.8	735.0
5°	805.1	793.3	771.4	751.4	736.8	719.5	711.3	701.3	694.9	691.3	692.2
7.5°	821.5	801.5	764.1	730.4	703.1	681.2	668.5	660.3	655.7	653.9	653.9
10°	844.3	813.3	752.3	701.3	666.7	650.3	643.9	643.0	643.9	644.8	645.7
12.5°	869.8	821.5	730.4	666.7	639.3	633.0	636.6	644.8	652.1	654.8	654.8
15°	896.2	827.0	700.4	634.8	618.4	624.8	637.5	653.0	664.8	672.1	674.0
17.5°	923.5	827.9	668.5	605.7	600.2	616.6	639.3	663.9	683.1	694.9	696.7
20°	952.6	826.1	631.2	579.2	582.0	609.3	641.2	674.9	700.4	715.9	717.7
22.5°	984.5	818.8	594.7	553.7	566.5	602.0	639.3	678.5	705.8	724.0	727.7
25°	1015.5	804.2	558.3	531.0	555.6	594.7	630.2	663.9	690.4	707.7	712.2
27.5°	1031.9	773.2	523.7	513.7	547.4	583.8	609.3	632.1	646.6	657.6	662.1
30°	1034.6	729.5	495.4	501.8	538.3	568.3	582.9	586.5	583.8	587.4	582.9
32.5°	1029.1	682.2	472.7	492.7	523.7	546.5	550.1	539.2	522.8	500.0	500.9
35°	1025.5	630.2	454.5	480.0	504.6	519.1	512.8	495.4	464.5	437.2	435.3
37.5°	1031.9	582.9	439.0	463.6	480.0	486.3	477.2	454.5	427.1	403.5	400.7
40°	1050.1	548.3	424.4	445.4	453.6	458.1	447.2	427.1	416.2	398.9	396.2
42.5°	1085.6	524.6	410.7	425.3	429.0	433.5	422.6	408.9	418.9	415.3	415.3
45°	1134.8	513.7	398.9	406.2	409.8	417.1	410.7	398.9	409.8	388.9	385.2
47.5°	1198.5	517.3	390.7	387.1	398.0	410.7	403.5	388.9	385.2	347.9	341.5
50°	1265.9	536.4	382.5	371.6	385.2	402.6	393.4	370.7	348.8	329.7	326.0
52.5°	1345.2	568.3	375.2	354.3	370.7	393.4	387.1	362.5	339.7	326.0	323.3
55°	1432.6	599.3	366.1	334.2	351.6	390.7	388.9	357.0	327.0	320.6	318.8
57.5°	1531.0	624.8	355.2	311.5	332.4	382.5	380.7	344.3	323.3	317.9	316.9
60°	1653.9	654.8	336.1	285.1	313.3	367.0	365.2	337.9	315.1	310.6	308.7
62.5°	1821.5	710.4	303.3	260.5	293.3	339.7	350.6	325.1	303.3	302.4	302.4
65°	2097.5	817.9	269.6	239.5	270.5	313.3	331.5	310.6	292.4	296.9	296.9
67.5°	2619.3	962.7	235.0	219.5	248.6	287.8	315.1	296.0	280.5	289.6	289.6
70°	3021.9	908.9	207.7	200.4	226.8	265.0	294.2	280.5	265.9	281.4	279.6
72°	2756.8	665.8	189.4	184.9	208.6	245.9	276.0	265.9	250.5	263.2	259.6
72.5°	2646.6	604.7	184.0	180.3	203.1	242.3	272.3	262.3	245.9	258.7	253.2
75°	2308.8	510.0	160.3	158.5	180.3	217.7	248.6	243.2	226.8	234.1	228.6
77.5°	1910.8	429.9	134.8	138.4	153.9	194.0	224.0	218.6	203.1	202.2	201.3
80°	896.2	239.5	111.1	113.8	129.3	165.8	193.1	189.4	174.9	173.0	170.3
82.5°	259.6	114.8	85.6	87.4	103.8	135.7	165.8	163.9	153.0	150.3	143.9
85°	48.3	37.3	46.4	54.6	75.6	112.9	151.2	147.5	131.1	119.3	110.2
87.5°	2.7	7.3	15.5	26.4	48.3	84.7	122.0	119.3	104.7	90.2	91.1
90°	0.0	0.0	0.0	0.0	0.0	0.0	0.0	0.0	0.0	0.0	0.0

(END OF REPORT)